


Billet Upper Adjustable Seat Mount Instructions



The Billet Upper Adjustable Seat Mount comes with all necessary hardware, including those needed to attach the seat mount to your aluminum racing seat and the hardware needed to comply with NHRA rules. The Billet Upper Adjustable Seat Mount includes the crossbar clamp, which attaches to the roll cage's seatbelt crossbar, and the adjuster tee, which attaches to the seat and crossbar clamp.

The FFP Customs Billet Upper Adjustable Seat Mount not only looks good, but it's also designed to comply with NHRA rules by maintaining a solid upper race seat mounting position. Our Billet Upper Adjustable Seat Mount is available for 1 ½", 1 5/8", and 1 ¾" tubing to go along with popular roll cage sizes and is made of 6061 billet aluminum with included Grade 8 hardware for a robust fitment. We offer this upper seat mount in a natural finish or in Anodized black. Everything needed to install the upper seat mount is included with no fabrication needed, and with all FFP Customs products, it is designed and manufactured in the USA.

To start the installation process, you will need to measure how far the back of your seat is from the roll cage's seatbelt crossbar. That will give you an idea of how to mount the Billet Upper Seat Mount to best suit your needs.



Hardware Contents:

Crossbar Clamp

5/16-24 x 1 3/4" Grade 8 Bolts (2)

5/16 Grade 8 Washers (2)

3/8-24 x 3" Grade 8 Bolt – To comply with NHRA rules

3/8-24 Grade 8 Lock Nut – To comply with NHRA rules

Adjustment Tee

3/8-24 x 2" Grade 8 Bolts (2)

3/8-24 Grade 8 Lock Nuts (2)

3/8 Grade 8 Flat Washers (2 per bolt, 4 total)

5/16-24 x 1" Grade 8 Bolts (2)


5/16-24 Grade 8 Lock Nuts (2)

5/16 Grade 8 Flat Washers (2 per bolt, 4 total)

One thing to note about the crossbar clamp. It can be rotated or flipped to fit your individual needs. We have made it to fit a wide variety of crossbar heights, and seat locations.



Here are just two examples of how to mount the crossbar clamp. Remember, the crossbar clamp can be rotated and flipped in whatever manner works for your application.



Depending on where your seat is mounted, and the location of your crossbar, those two measurements will dictate how you mount the crossbar clamp. The crossbar clamp, depending on how you mount it, provides almost 5 inches of adjustment. With the crossbar clamp, you can get the seat as close as 1 7/8", and as far away as 6".




Rotating the crossbar clamp 180 degrees to the top will come in handy if your vehicle's crossbar is lower, or the height of your seat is higher. We realize not every seat mount arrangement is the same, and our Billet Upper Adjustable Seat Mount reflects that thought. It is truly designed and built to fit a wide variety of seating solutions.



To comply with NHRA rules, we include a Grade 8 bolt and nut to attach the mount to the crossbar. (left) According to NHRA rules, one bolt must go through the crossbar and crossbar clamp to be NHRA-legal. (right) Furthermore, the Kirkey seat we are using here is reinforced in the area needing drilled for the FFP Billet Upper Adjustable Seat Mount.

This Billet Upper Adjustable Seat Mount pairs well with our Adjustable Lower Seat Mount, specifically designed for 1979-2004 Mustangs. Our Billet Upper Adjustable Seat Mount can be utilized in a wide variety of racing applications. If you have a roll cage with a seatbelt crossbar running side to side behind an aluminum racing seat, or even a funny car cage, this Billet Upper Adjustable Seat Mount fits the bill.



If you need even more adjustment, pair our Billet Upper Adjustable Seat Mount with our new Billet Upper Adjustable Seat Mount Extension. The extension will give you an increased adjustment of 3 ½" inches.

If you have made it this far, you have successfully installed the FFP Customs Billet Upper Adjustable Seat Mount. If you have any installation concerns or roadblocks, please call us. We would rather you call us for clarification instead of being frustrated with the installation.

Proudly Made in the USA.

FFP Customs

(813) 928-1449

www.FFPCustoms.com